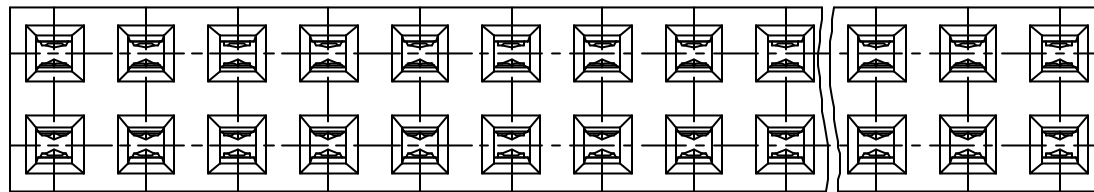


PRODUCT NUMBER
87606-YXXXLF

WHEN NEEDED, SUFFIX LETTER "LF"
INDICATES THE PRODUCT IS RoHS
COMPATIBLE, SEE NOTE 10
OPTIONAL LETTER SEE NOTE 6
NUMBER OF POSITIONS PER ROW: 02 TO 50.

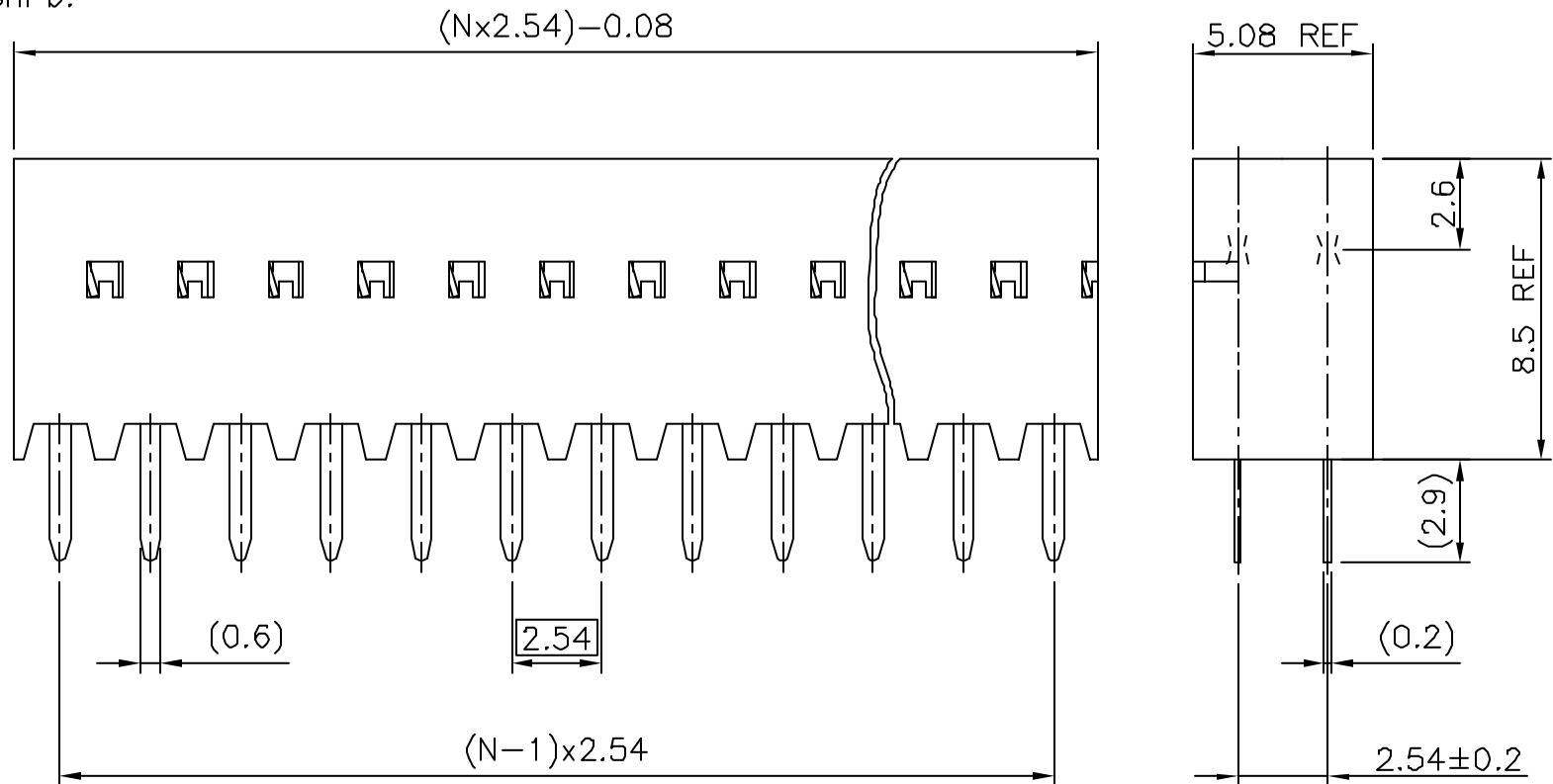
PLATING CODE
3= 0.76µm GOLD ON CONTACT AREA.
3.81µm TIN-LEAD ON TAIL.
4= 5µm TIN-LEAD ON CONTACT AREA.
3.81µm TIN-LEAD ON TAIL.
8= 0.38µm GOLD ON CONTACT AREA.
3.81µm TIN-LEAD ON TAIL.

WHEN SUFFIX "LF" IS REQUIRED, 2µm MIN MATTE
TIN OVER 1.27 MIN Ni IS SUPPLIED INSTEAD OF SnPb.



NOTES:

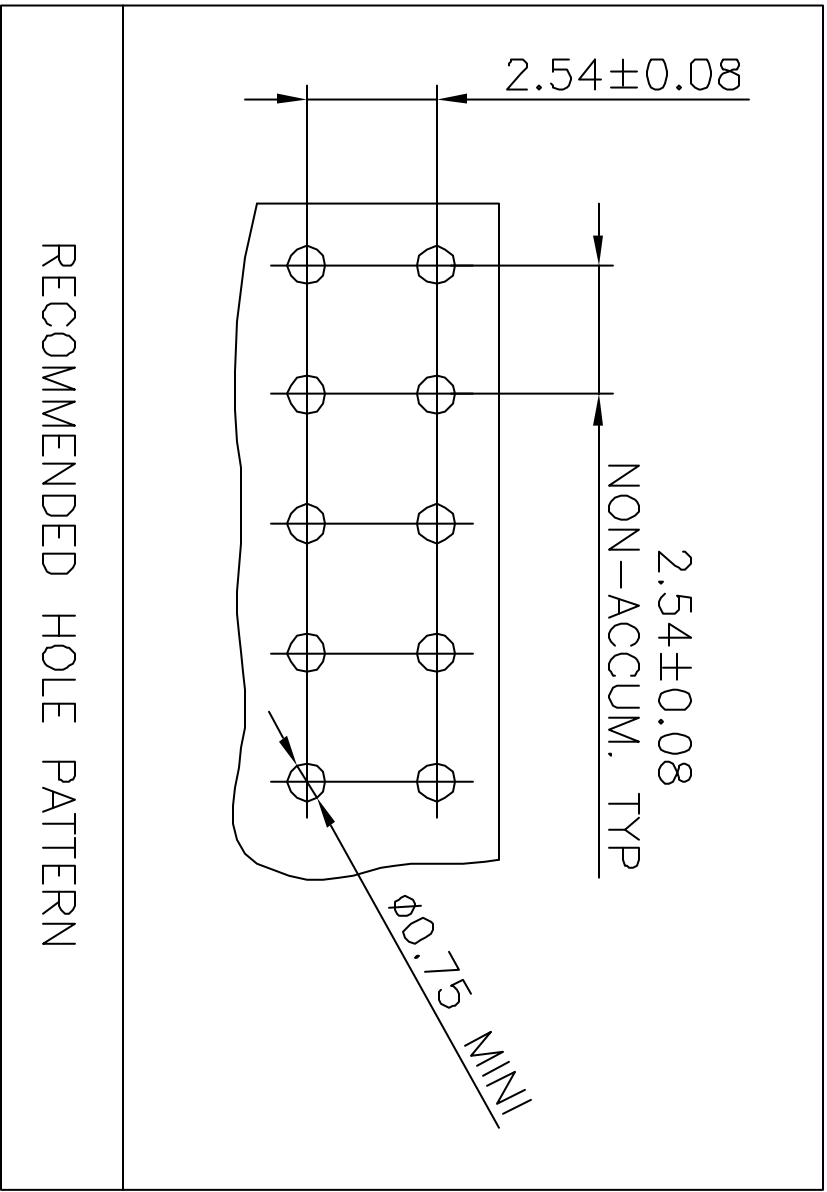
- 1 - HOUSING MAT'L: THERMOPLASTIC GLASS FILLED
FLAME RETARDANT PER UL 94 V-O COLOR: BLUE.
- 2 - TERMINAL MATERIAL: PHOSPHOR BRONZE.
- 3 - 2 UP TO 4 POSITIONS PRODUCT PACKED IN PLASTIC BOX.
5 UP TO 50 POSITIONS PRODUCT PACKED IN TUBE.
- 4 - TO DETERMINE DIMENSIONS:
N = NUMBER OF POSITIONS PER ROW
EXAMPLE: 8 POS: (Nx2.54)-0.08=20.24 mm
- 5 - HE13 PRINTING ON 87606-3XX PRODUCT.
- 6 - A LETTER "H" AT THE END OF THE PART NUMBER
TO INDICATE A HIGH TEMP. PRODUCT
HOUSING MAT'L: THERMOPLASTIC GLASS FILLED
FLAME RETARDANT PER UL 94 V-O COLOR: GREY.
- 7 - RoHS COMPATIBLE PRODUCT SPECIFICATIONS
 - a - PLATING:
 - "LF" MEANS THE PRODUCT IS LEAD-FREE,
2µm MINIMUM MATTE TIN OVER 1.27µm
MINIMUM NICKEL UNDERPLATE.
 - b - MANUFACTURING PROCESS COMPATIBILITY
 - THE HOUSING WILL WITHSTAND EXPOSURE TO
260°C ±5°C SOLDER BATH TEMPERATURE FOR
5 SECONDS IN A WAVE SOLDER APPLICATION
WITH A 1.6mm MIN THICK CIRCUIT BOARD.
 - c - LABELING:
 - MEETS PACKAGING SPECS AS PER GS-14-920
 - d - LEGAL STATEMENT: SEE GS-22-008
- 8 - PRINTING & HOLE PATTERN SEE NEXT SHEET.



| | | | | | | | | | |
|---------------------------|----------------|-----------------------|----------|---------------------------------------|--------|------------------|--|-------------------------------------|--|
| mat'l. code SEE NOTE 1 | | surface ISO 1302 ✓ | | tolerance ISO 416 ISO 1101 | | projection mm | | product family DUBOX | |
| ltr | ecn no | dr | date | tolerances unless otherwise specified | | mm | | title BtB RECEPT. VERT DR TMT | |
| K | F04-0347 | DLE | 04.09.23 | angles | Linear | ±0.3 | | scale 5:1 | |
| L | F05-0230 | DLE | 05.08.08 | ±2' | | FCJ | | dwg no 87606 | |
| M | F06-0204 | DLE | 06.06.21 | dr | | D LEGRAND | | sheet 1 of 2 | |
| N | F07-0109 | DLE | 07.01.16 | enr | | P NIZZI | | size A3 | |
| H | F10353 | DLE | 01.06.20 | chr | | D LE | | type CUSTOMER Drawing | |
| J | F04-0345 | DLE | 04.09.22 | appd | | P NZ | | | |
| sheet index | revisian sheet | N | D | | | | | | |
| | | 1 | 2 | | | | | | |



2



| | | | | | | | | | | | | | | | | | | | |
|-------------|----------|-------------|----------|---------------------------------------|--|-----------|--|-----------|--|----------|--|----------|--|------------|--|----------------|--|------------------|--|
| mat'l. code | | SEE SHEET 1 | | surface | | ISO 1302 | | tolerance | | ISO 406 | | ISO 1101 | | projection | | product family | | DUBOX | |
| ltr | ecn no | dr | date | tolerances unless otherwise specified | | angles | | linear | | ±0.3 | | mm | | scale 5:1 | | title | | BtB RECEIPT. | |
| A | F04-0347 | DLE | 04.09.23 | | | | | | | | | | | | | dwg no | | 87606 | |
| B | F05-0230 | DLE | 05.08.08 | | | | | | | | | | | | | sheet 2 of 2 | | A4 | |
| C | F06-204 | DLE | 06.06.21 | ±2' | | | | | | | | | | | | type | | CUSTOMER Drawing | |
| D | F07-0109 | DLE | 07.01.16 | D LEGRAND | | D LEGRAND | | 04.09.23 | | 04.09.23 | | | | | | size | | A4 | |
| sheet index | | revision | | engr | | P NIZZI | | 04.09.23 | | FCI | | | | | | | | | |
| sheet index | | revision | | chr | | D LE | | 04.09.23 | | | | | | | | | | | |
| sheet index | | revision | | appd | | P NZ | | 04.09.23 | | | | | | | | | | | |